
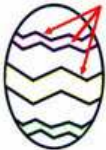






Name: \_\_\_\_\_

Date: \_\_\_\_\_

1- Associe l'illustration avec le texte. Pour cela, colorie de la même couleur les cases qui vont ensemble :

Easter Eggs in the Easter Basket		We can add spots on the egg.
	We can add a star on the egg.	
We can add lines on the egg.		Easter Egg
	We can add zigzags on the egg.	

2- Lis attentivement le texte ci-dessous et fais ce qui est indiqué.

Draw a big egg and a small egg.

On the big egg: add four spots and two lines and three zigzags.  
Colour the spots green, the lines yellow and the zigzags purple.

On the small egg: add a star. Colour the star red.

