



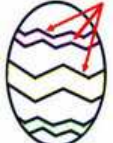









Date: _____

Je sais dire en anglais les mots qui correspondent aux illustrations ci-dessous :

	YES	NO
	✓	✗
		
		
		
		
		
		

Date: _____

1- Associe l'illustration avec le texte. Pour cela, colorie de la même couleur les cases qui vont ensemble :

Easter Eggs in the Easter Basket		We can add spots on the egg.
	We can add a star on the egg.	
We can add lines on the egg.		Easter Egg
	We can add zigzags on the egg.	

2- Draw an egg. Add four spots and two lines and three zigzags. Colour the spots green, the lines yellow and the zigzags purple: