






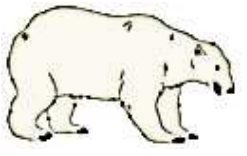
Date: \_\_\_\_\_

Je sais dire en anglais les mots qui correspondent aux illustrations ci-dessous :

|  | YES | NO |
|--|-----|----|
|  | ✓   | ✗  |
|  1¢   |     |    |
|  5¢   |     |    |
|  10¢  |     |    |
|  25¢ |     |    |
|     |     |    |
|     |     |    |

Date: \_\_\_\_\_







Je sais dire en anglais les mots qui correspondent aux illustrations ci-dessous :

|   | YES | NO |
|---|-----|----|
|   | ✓   | ✗  |
|    |     |    |
|    |     |    |
|    |     |    |
|   |     |    |
|  |     |    |
|  |     |    |

Date: \_\_\_\_\_

J'associe les illustrations à des expressions courtes et simples ou des mots :






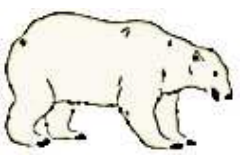
What is it?

|   |  |                    |
|---|--|--------------------|
|  <b>1¢</b>   |  | It's a quarter.    |
|  <b>5¢</b>   |  | It's a maple leaf. |
|  <b>10¢</b>  |  | It's a nickel.     |
|  <b>25¢</b> |  | It's a dime.       |
|            |  | It's a penny.      |
|            |  | It's a maple tree. |

Date: \_\_\_\_\_

J'associe les illustrations à des expressions courtes et simples ou des mots :

What is it?

|   |  |                      |
|---|--|----------------------|
|    |  | It's a teddy bear.   |
|    |  | It's a polar bear.   |
|    |  | It's a caribou.      |
|   |  | It's a sailing ship. |
|  |  | It's a schooner.     |
|  |  | It's a beaver.       |

Date: \_\_\_\_\_

Lis très attentivement. Puis dessine dans les cases en fonction de ce qui est écrit ci-dessous :

**Draw in the boxes:**

|   |  |
|---|--|
| In box number two, draw a maple leaf. Colour it red.<br>In box number four, draw a beaver. Colour it brown.<br>In box number three, draw a teddy bear. Colour it. | In box number one, draw a caribou. Colour it yellow.<br>In box number five, draw a schooner. Colour it green.<br>In box number six, draw a polar bear. |
|---|--|

|   |   |
|---|---|
| 1 | 2 |
| 3 | 4 |
| 5 | 6 |

Write your name on the line: \_\_\_\_\_

Date: \_\_\_\_\_

Lis très attentivement. Puis complète chacune des réponses avec le mot manquant. Tu as le droit de t'aider avec les mots qui sont écrits en bas de la page

- 1- Read very carefully each sentence.
- 2- Complete each sentence with the missing word. Write the word on the line.
- 3- If you need some help, have a look on the words in the box at the bottom of the page.

A- It's one of the symbols of Canada. It's red and it's on the Canadian flag. It's \_\_\_\_\_.

B- I'm a big and strong animal. I like the ice and snow. I live with the polar bears. I'm \_\_\_\_\_.

C- I'm a happy and furry animal. I'm like a teddy bear with teeth. I'm \_\_\_\_\_.

D- It's a big sailing ship. It's a wooden sailing ship. It's \_\_\_\_\_.

|   |
|---|
| a schooner / a beaver / a dime / a maple leaf / a caribou |
|---|

Write your name on the line: \_\_\_\_\_

Date: \_\_\_\_\_

*Lis très attentivement. Puis dessine dans les cases en fonction de ce qui est écrit ci-dessous :*

**Draw the answers in the boxes:**

|   |  |
|---|--|
| 1- How many Canadian coins do you have in your pocket?<br>In my pocket, I have three quarters, five dimes and nine nickels. | 2- How many Canadian coins do you have in your pocket?<br>In my pocket, I have eight nickels, four dimes and two quarters. |
|---|--|

|   |   |
|---|---|
|   |   |
| 1 | 2 |

Write your name on the line: \_\_\_\_\_

Date: \_\_\_\_\_

*Ecris les réponses de ton choix. Puis dessine dans les cases en fonction de ce que tu écris :*

**Write and draw the answers in the boxes:**

|   |   |
|---|---|
| 1- How many Canadian coins do you have in your pocket?<br>In my pocket, I have...<br>...<br>... | 2- .....<br>.....?<br>...<br>...<br>... |
|---|---|

|   |   |
|---|---|
|   |   |
| 1 | 2 |

Write your name on the line: \_\_\_\_\_