

Compréhension et expression écrite


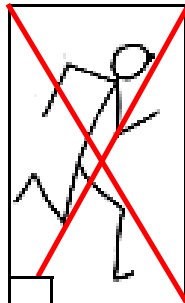
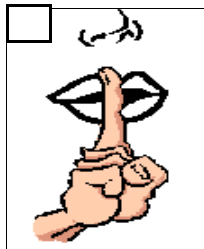

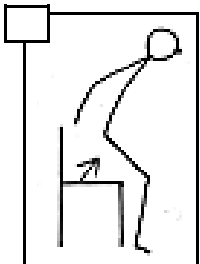
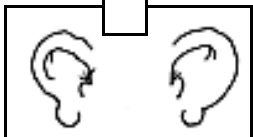
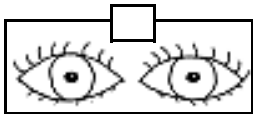
Compréhension de l'écrit : Fiche élève

1.1. Comprendre un ordre ou une interdiction

Ex : Les phrases suivantes expriment des ordres ou des interdictions. Reporte leurs numéros sur les dessins correspondants.

- 1 - Go away !
- 2 - Listen !
- 3 - Stand up !
- 4 - Walk !
- 5 - Be quiet !

- 6 - Don't run !
- 7 - Sit down !
- 8 - Come here !
- 9 - Turn around !
- 10 - Look !




Compréhension de l'écrit : Fiche élève

1.2. Repères temporels


1.2.1. L'heure

Ex 1 : Les heures écrites sont numérotées de 1 à 6. Reporte ces numéros sous les pendules correspondantes.



- 1 - It's half past two
- 2 - It's quarter to ten
- 3 - It's seven o'clock
- 4 - It's quarter past four
- 5 - It's two o'clock
- 6 - It's half past eight

Ex 2 : Trace les aiguilles des pendules selon l'heure indiquée au dessous.



It's three o'clock

It's half past one

It's quarter to

It's quarter past

It's half past

Compréhension de l'écrit : Fiche élève

1.3. Parler de plusieurs éléments

1.3.1. Les nombres

Ex 1 : Relie les nombres écrits en lettres et en chiffres.

twenty	5	20
twelve	12	11
eleven	9	17
five	15	7
seventeen	6	14
fourteen		

Ex 1 : Ecris ces nombres dans l'ordre croissant.

twelve	three	sixteen	eleven	twenty


Ex 2 : Ecris les nombres suivants en chiffres.

sixteen	two	thirteen	nineteen
ten	eighteen	ten	nine

Compréhension de l'écrit : Fiche élève

1.4. Localiser une personne ou un objet

Ex 1 : Reporte les numéros des phrases sur le dessin correspondant.











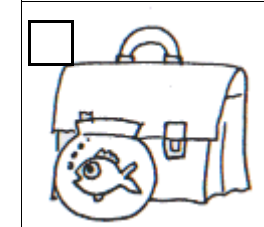







- 1 - The cat is in the box.
- 2 - The cat is in front of the box.
- 3 - The cat is under the box.
- 4 - The cat is on the box.
- 5 - The cat is between the boxes.
- 6 - The cat is near the box.
- 7 - The cat is behind the box.

Compréhension de l'écrit : Fiche élève




1.4. Localiser une personne ou un objet

Ex : Reporte les numéros des phrases sur les dessins correspondants.



- 1 - The bird is on the box.
- 2 - The cat is on the table.
- 3 - The mouse is in the bag.
- 4 - The bird is on the dog.
- 5 - The rabbit is in the box.
- 6 - The spider is under the chair.
- 7 - The mouse is on the chair.
- 8 - The book is on the table.
- 9 - The book is on the snake.
- 10 - The monkey is in the bag.



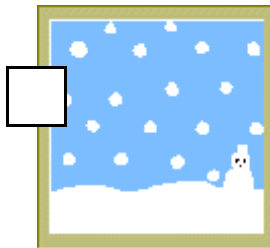
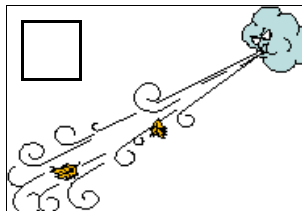

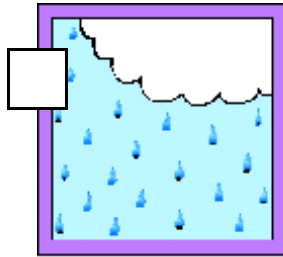
- 11 - The rabbit is behind the box.
- 12 - The dog is near the chair.
- 13 - The fish is in front of the bag.
- 14 - The monkey is near the rabbit.
- 15 - The spider is between the books.
- 16 - The frog is under the table.
- 17 - The spider is on the box.
- 18 - The fish is near the table.
- 19 - The snake is on the book.
- 20 - The dog is behind the book.



Compréhension de l'écrit : Fiche élève

1.5. Parler du temps qu'il fait

Ex : Reporte les numéros des phrases sur les dessins



- 1 - It's snowing.
- 2 - It's raining.
- 3 - It's very cold.
- 4 - It's windy.
- 5 - It's sunny.
- 6 - It's cloudy.
- 7 - It's very hot.
- 8 - It's foggy.

Compréhension de l'écrit : Fiche élève

1.6. Quel est l'intrus ?

Ex : Raye l'intrus dans chacune des listes

a	Monday	car	Tuesday	Wednesda y
b	blue	yellow	green	Monday
c	Mary	John	ten	Mark
d	car	bike	bus	book
e	four	doll	twenty	nine

1.7. Savoir décrire

Ex 1 : Colorie chaque personnage selon la description qui en est faite.



John

Tom

Jim

Sam

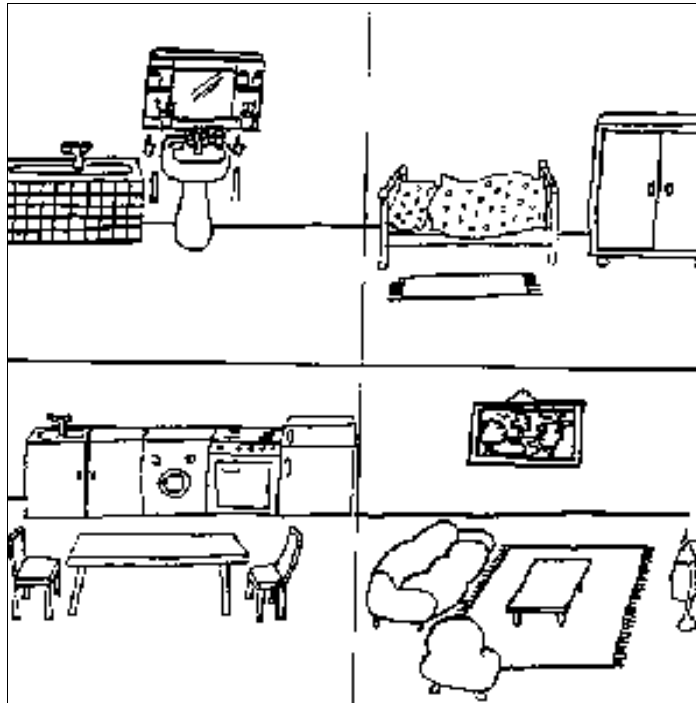
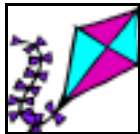
Peter

John : I've got a blue jumper, green trousers, red shoes and a green cap.
Tom : I've got a yellow jumper, orange trousers, green shoes and a green cap.
Jim : I've got a green jumper, orange trousers, blue shoes and a yellow cap.
Sam : I've got a red jumper, blue trousers, red shoes and an orange cap.
Peter : I've got a yellow jumper, red trousers, blue shoes and a blue cap.

Compréhension de l'écrit : Fiche élève

1.7. Savoir décrire

Ex 2 : Découpe les vignettes et colle-les à l'endroit indiqué dans la consigne. Attention, certains objets sont inutiles !




The small blue chair is in the bathroom.
The big brown dog is in the sitting-room.
The yellow teddy is in the kitchen.
The red ball is in the bedroom.

Compréhension de l'écrit : Fiche élève

1.7. Savoir décrire

Ex 3 : Ecris le nom du monstre sous le dessin correspondant à



My name's **Faz** ; I've got four eyes, a big nose, two big ears and four legs.

My name's **Fuz** ; I've got three eyes, a small nose, a small mouth, two teeth, one small ear and one leg.

My name's **Fiz** ; I've got two eyes, a big nose, a big mouth, two teeth, three small ears and one leg.

My name's **Fez** ; I've got one eye, a small nose, a big mouth, three teeth, two big ears and two legs.

Compréhension de l'écrit : Fiche élève

1.8. Que comprenez-vous ? Que signifient les phrases ci-dessous ?

Ex : Choisis la phrase qui a le même sens que la phrase en anglais en reportant la lettre correspondante dans le tableau

	a	b	c
0	je m'appelle Tom	Tom est anglais	je suis avec Tom
1	mon chat est noir	j'ai un chat noir	regarde ! un chat noir
2	il a 10 ans	elle a 10 ans	j'ai 10 ans
3	ma voiture est petite	ma voiture est grande	ma voiture est verte
4	j'aime le lait	je n'aime pas le lait	j'ai du lait
5	j'ai peur	il a peur	je suis content
6	j'habite à Paris	je n'habite pas à Paris	je suis à Paris

0	My name's Tom	a
1	I've got a black cat	
2	He's 10	
3	My car's big	
4	I like milk	
5	I'm scared	
6	I don't live in Paris	

Compréhension de l'écrit : Fiche élève

1.9. Associez les phrases

Ex 1 : Associe les questions et les réponses en reportant les lettres dans le tableau, à côté des cases numérotées.

1. Do you like tea ?	a .Yes, I am	1	
2. Are you French ?	b.No, I haven't	2	
3. Have you got a bike ?	c.No, but I like coffee	3	
4. Can you swim ?	d.Yes, I do	4	
5. Do you live in	e.Yes, I can	5	

Ex 2 : Même

1. What's your name ?	a.It's 63109	1	
2. How old are you ?	b.I like fruit	2	
3. Where do you live ?	c.I live in London	3	
4. What's your phone	d.My name's Mary	4	
5. What do you like ?	e.I'm 10	5	

Ex 3 : Même

1. What's that ?	a.It's Fred	1	
2. What's your name ?	b.Yes, I do	2	
3. Do you like pizza ?	c.She's beautiful	3	
4. Who's that ?	d.It's a car	4	
5. This is Pam	e.My name's Tom	5	

Compréhension de l'écrit : Fiche élève

1.10. Colorie le dessin d'après les renseignements donnés






An orange car is under the table and two books are on the table : one is green and one is blue. The teddy on the bed is purple and the car under the bed is brown. The ball is yellow and red.

Compréhension de l'écrit : Fiche élève

1.11. Ecris la phrase qui correspond à chaque dessin

It's five o'clock.
The cat is under the table.
He likes cats.
The cat is red.
She has got two cats.



Expression écrite : Fiche élève

1.1. Complète les phrases suivantes (tous les mots doivent être utilisés)

What'sname ?

What's..... ?

Howyou today ?

Howare you ? I'm nine

Hello ! this55302

this
are
your
old
is

1.2. Complète les phrases suivantes (certains mots ne peuvent pas être utilisés)

Do like milk ?

I've got a pen.

Where you ?

..... cat is nice.

..... time is it ?

are
you
what
blue
my
have
is

Expression écrite : Fiche élève

1.3. Remets les étiquettes dans l'ordre pour former des phrases

's	name	Mary	my

red	it	's

do	you	live	where	?

1.4. Trouve la réponse qui correspond à chaque question (Il y a une bonne réponse pour chaque question)

1	What's your name ?	
2	How old are you ?	
3	Have you got a sister ?	
4	How many boys are there	
5	Do you like chocolate ?	

a	Yes, I do
b	No I haven't
c	My name's Tom
d	I'm twenty
e	There are nine

Expression écrite : Fiche élève

1.5. Trouve la réponse qui correspond à chaque question. (Certaines réponses ne conviennent pas)

1	What's your name ?	a	Yes, I do
2	How old are you ?	b	No I haven't
3	Have you got a sister ?	c	Yes, I am
4	How many boys are there	d	My name's Tom
5	Do you like chocolate ?	e	I'm twenty
		f	There are nine
		g	I live in Paris

1.6. En t'aidant des mots de la grille, compose des phrases

Ex 1 : Compose quatre phrases (chaque phrase se composera de trois mots)

I	is	French
you	are	ten
he	am	ill
she		here

1	
2	
3	
4	

Expression écrite : Fiche élève

1.6. En t'aidant des mots de la grille, compose des phrases

Ex 2 : Compose quatre phrases (chaque phrase se composera de six mots)

I				blue	cat
He	has	got	a	nice	car
She	have			big	ball
You				beautiful	house

1	
2	
3	
4	

Ex 3 : Compose quatre phrases (Attention ! Une phrase ne comportera que trois mots)

I	is	in	bike
He	live	a	French
She	has got	in	London
I	am		bed

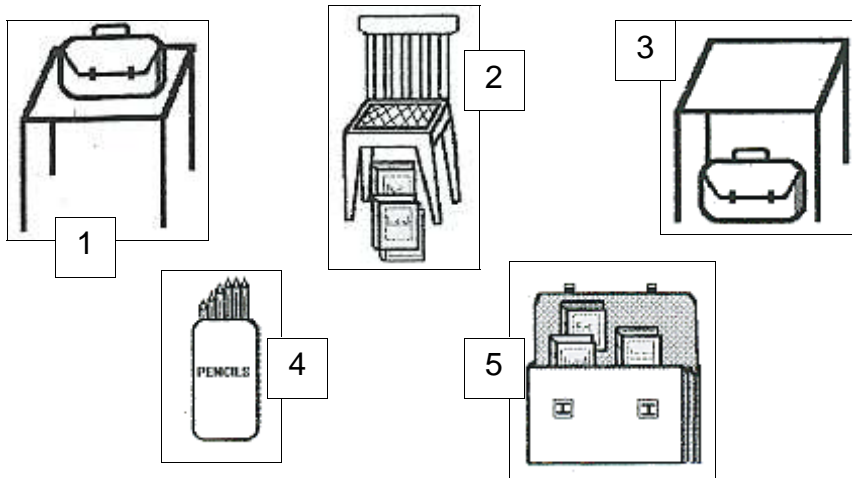
1	
2	
3	
4	

Expression écrite : Fiche élève

1.7. En t'aidant de la grille suivante, écris cinq phrases qui décrivent les cinq dessins. Coloris les objets d'après la phrase que tu as faite.

	red	bag		in		bag
The	yellow	books	is	on	the	chair
	green	pencils	are	under		box
	purple					table

1	
2	
3	
4	
5	



Expression écrite : Fiche élève

1.8. Addition

three + two =
seven + three =
six + four =
eight + seven =
nine + thirteen =

one	six	eleven	sixteen
two	seven	twelve	seventeen
	n		n
three	eight	thirteen	eighteen
		n	
four	nine	fourteen	nineteen
		n	
five	ten	fifteen	twenty

1.9. Relie les villes et les nationalités

I'm from Paris	He's Spanish
Tom's from London	She's Australian
Mary's from Sydney	I'm American
He's from Madrid	He's English
I'm from New York	I'm French